

ANGIOGRAM

What is it?

Angiograms can help find abnormalities in blood vessels, like weakened blood vessels, plaque deposits, and blood clots.

Why Is It Used?

We use angiograms to examine blood vessels across the body, such as those in your:

BACK

PELVIS

NECK

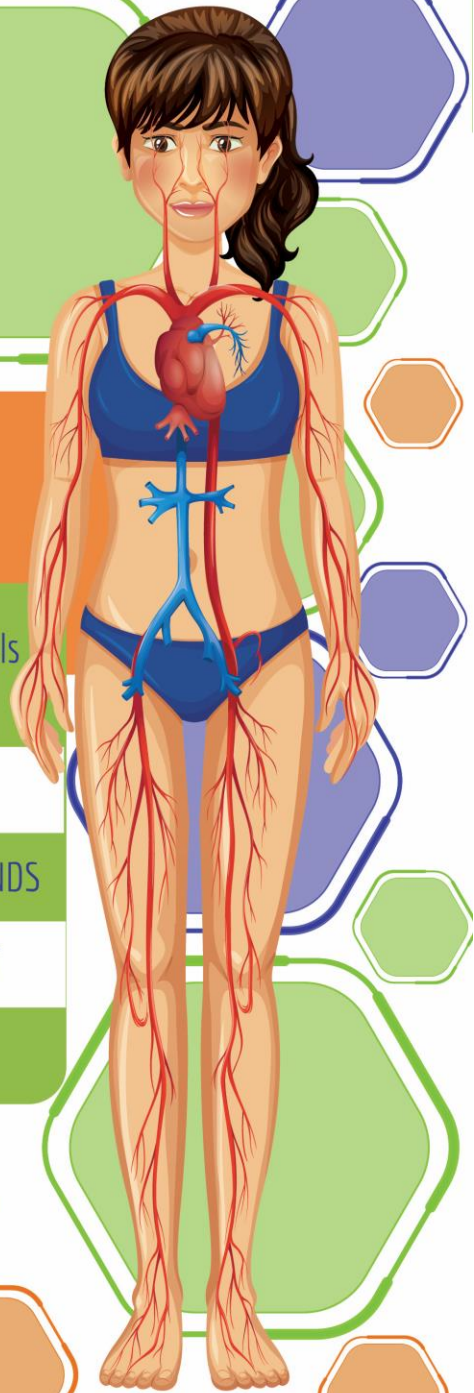
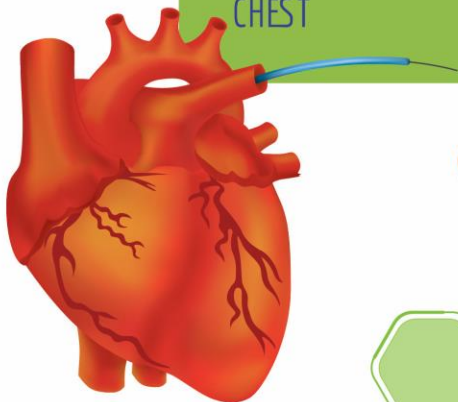
ARMS AND HANDS

HEART

LEGS AND FEET

CHEST

ABDOMEN



Procedure:

1

-A medication called "sedative" is used to relax you.



2

-A particular area of the body will be cleaned with a special solution.


3

-A small cut in the skin will be made.



4

-A thin tube-like structure called "the catheter" will be inserted into an artery through the cut.



5

-The doctor will guide the catheter to the exact location.



6

Medicine is injected through the catheter; it will feel very warm.



7

-An X-ray of the blood vessel will be taken.

8

-After removing the catheter, the doctor will apply steady pressure on the area for about 15 minutes.